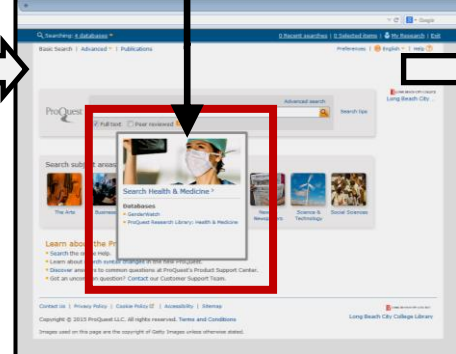
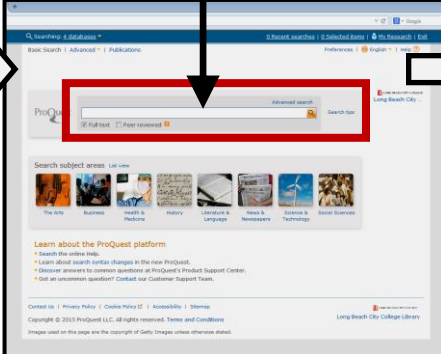
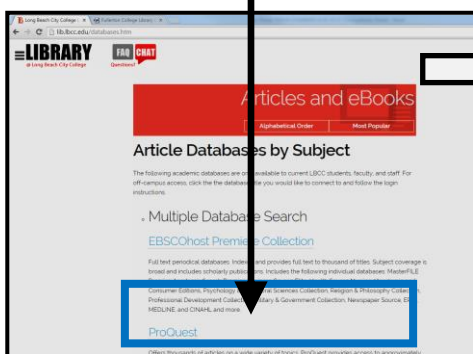


> ProQuest: Finding Magazine, Journal, and Newspaper Articles

- Click on **Articles Databases eBooks**
- Click "Multiple Database Search."
- Click on **ProQuest**.

This is the **ProQuest** homepage. You can type your **search terms** into this box like using Google, Yahoo, or Bing!

You could also click on the **Search Subject Areas** and find articles this way!



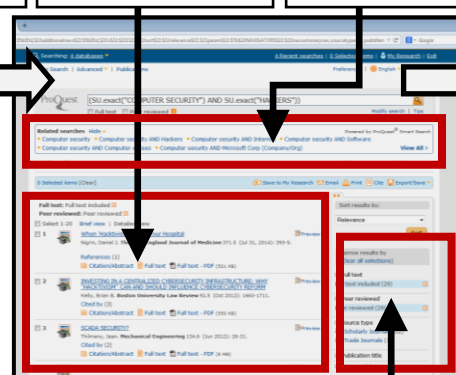
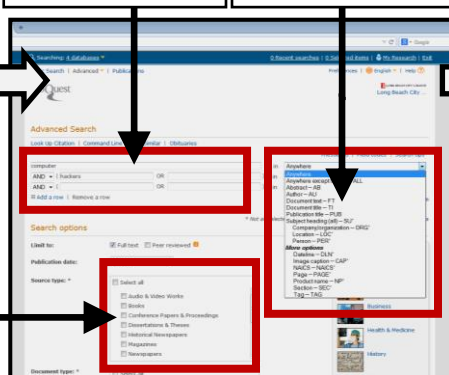
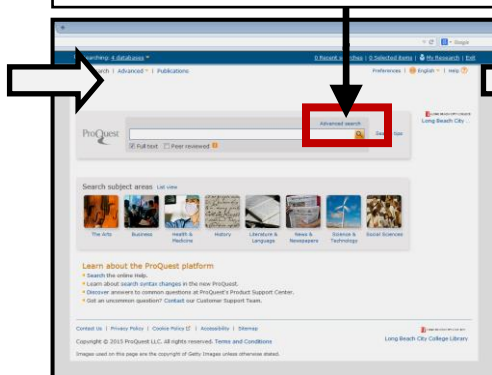
If you want to search with more available options, use the **Advance Search**, just click here!

Enter your **search terms** in these boxes.

While not necessary, you can change what you are looking for.

Here are the articles that were available for you.

Links to other **Related Searches**.



By clicking on these boxes, you can just search for magazine, journal, or newspapers!

IMPORTANT: You can narrow your search to articles that are **full-text** (you can read the entire article) and from **academic journals** (see Section 12).

Here is the article! In some cases, the entire article (full-text) will be here. In other cases, there is a link to a **PDF** in the column above.

IMPORTANT: In this column, you will be able to find the article as a **PDF** (if available).
Email: The best way to keep this article! If you click on the link, select the **MLA**, **APA**, or **Chicago** format. When you send this article to yourself, the **MLA** citation for the article

The **PDF** is the article as it appeared in print, complete with page numbers and pictures.

