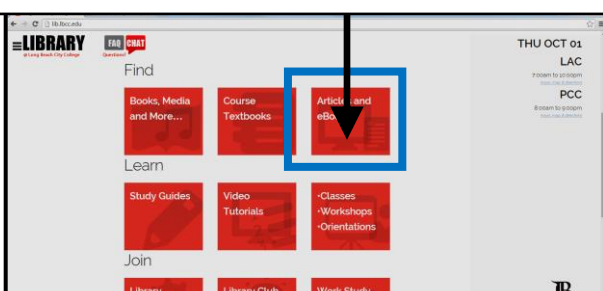


> Accessing the Databases and e-Books (If You Are Off-Campus)

- A** This is the *Long Beach City College Library* website.
- At the top of the page, find the red tab **"Articles Databases ebooks"** and click on it.



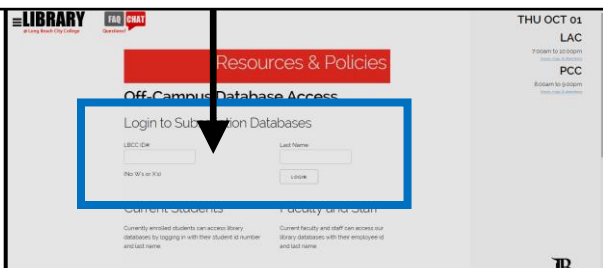
- B** Click on **"Multiple Database Search"** to find the most useful all-around databases available for you!



or click **"Most Popular"** to find databases most often used by LBCC students!

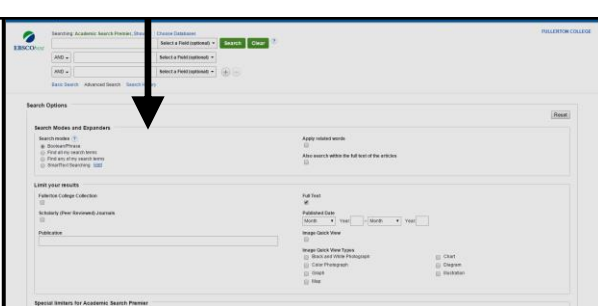
or click **"eBooks"** to find online books that you can read from home!

- C** If you are not on campus...
- You need to enter **your student number** (without the "W")
 - and your **last name**.



If you are on campus, you will not have to do this. Do not worry! Entering your student number and last name is just a way so students like you can visit us from home!

- D** After you enter your student number and last name (if you are off-campus) you will have full access to thousands of journal and magazine articles! From anywhere you are!



> Accessing e-Books from the LBCC Library Catalog

After you find an e-Book in the LBCC Library catalog, scroll down and click on the link under **Other Libraries**.



View the e-Book on this page.

These buttons will help you find information within this book!

If you click the *top* icon (a magnifying glass and page), you will be able to **search** for specific words in the book.

If you click the printer icon, you can **print** the current page or up to 60 subsequent pages (depending on the book) at a time. You can **email** the same pages by clicking the icon below it.

If you click the page icon, you can see how the book is **cited** in the APA, MLA, and Chicago/Turabian formats.

Click on **eBook Full Text**.

The Table of Contents

Click on these buttons to make the page fit the screen, or enlarge the page.

Flip through the book's pages, or jump to a particular page.

