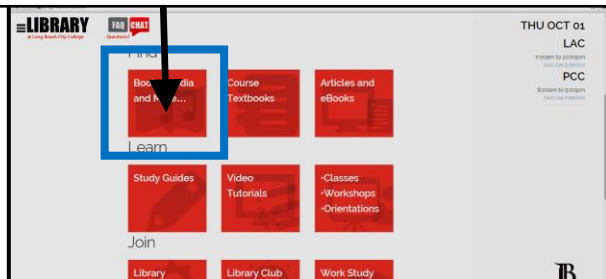


> Finding Books in the Long Beach City College Library

In order to find books in the *Long Beach City College Library*, you will have to visit our website:
<http://lib.lbcc.edu/index.cfm> With your LBCC student ID, you will be able to check out books for **three weeks** and can be **renewed twice**.


- A** This is the *Long Beach City College Library* website.
- Click **"Books, Media and More"** for books.



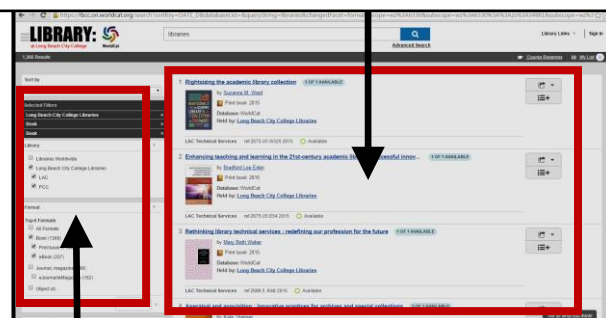
- B** Just type your topic in the box or...If you want to narrow your search by **title** or **keyword** use:

Search for the **book's title** with a **ti**
 Example: **ti: Romero and Juliet**

Search by **keyword** with a **kw**
 Example: **kw: English Plays**

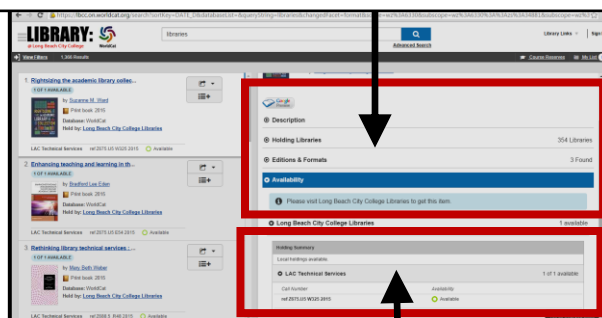


- C** Books in the LBCC libraries are here.
- Click on a book's title so you will be able to see where it is in the library.



Narrow your search here too.

- D** Information about the book. You will be able to find the book's **title**, **author**, **publisher**, and other information here.



The book's location and call number will be here. Please remember that there are two libraries at *Long Beach City College*.

> Reading Call Numbers (Finding Books on the Shelf)

HC
106.83
.W35

Top Row: Find books with the same. **FIRST LETTER** (alphabetical order A to Z).
 Now within those books, find those with that same **SECOND LETTER** (alphabetical order A to Z).

Second Row: The **NUMBERS** will be in numerical order starting with 1, and may include decimals.

Third Row: The **LETTER** will be in alphabetical order from A-Z.

Look for the **FIRST NUMBER** (in numerical order), *before* looking for the **SECOND NUMBER** (in numerical order). **For example: .K435 is before .K44; .K44 is before .K5**