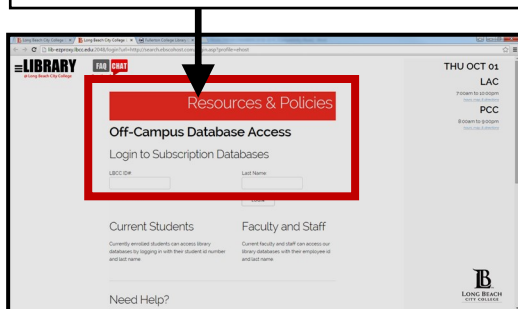


Finding Articles – 1

Accessing Articles from Off-Campus

If you are off-campus, you will need to enter **your student number** (without the "W") and your **last name**.



Reference Desk
(LAC Library) (562) 938-4232
(PCC Library) (562) 938-3028

Circulation Desk
(LAC Library) (562) 938-4231
(PCC Library) (562) 938-3029

Library Homepage: <https://www.lbcc.edu/library>

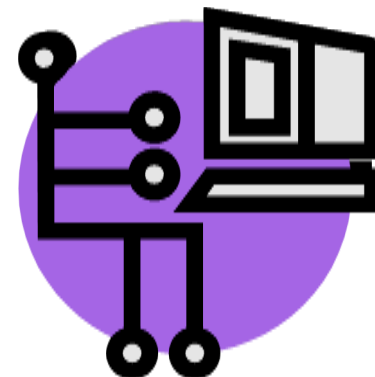
Ask a Librarian: <http://apps.lbcc.edu/libchat/>

Library Material	Loan Period	Fine
Books Main Collection (limit to 10)	21 Days (2 Renewals)	N/A
Music CDs (limit to 3)	7 Days	.25¢ per day (per item)
Books, Videos, & DVDs Reserve Collection	2 Hours (unless otherwise stated) Books and material from the Reserve Collection cannot leave the Library.	<u>Hourly Items</u> .25¢ per hour (per item) <u>Overnight Items</u> \$3.00 per day (per item)
Reference Books Reference Collection	All Reference Books cannot be checked out.	_____
Periodicals, Journals & Magazines Periodical Collection	All Periodicals, Journals & Magazines cannot be checked out.	_____


Additional policy information at
<https://www.lbcc.edu/post/borrowing-renewing>

DavidGoto 08/21/06 Latest Rev. 02/04/20

Finding Articles for a Pro/Con Paper



4



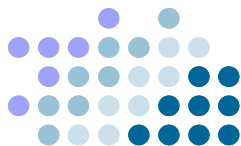
Finding Articles in *Opposing Viewpoints in Context* For Your Argumentative Paper

- *Opposing Viewpoints in Context*
- LBCC Databases



Liberal Arts Campus Library
4901 E. Carson Street
Long Beach, CA 90808
(562) 938-4232

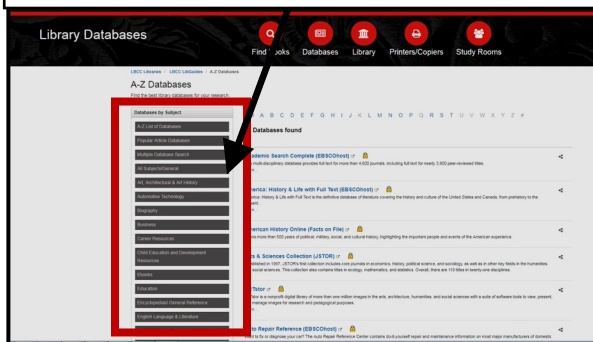
Pacific Coast Campus Library
1305 E. Pacific Coast Highway
Long Beach, CA 90806
(562) 938-3028



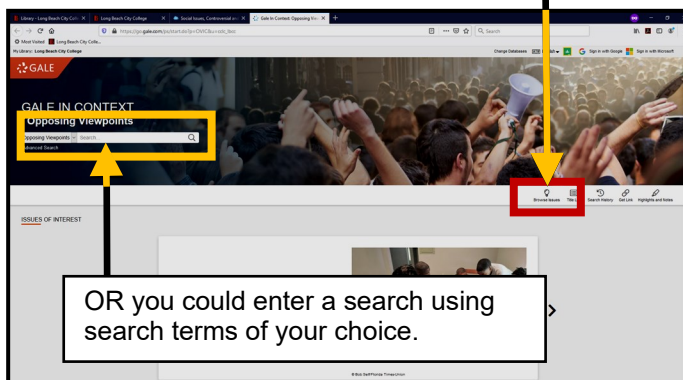
Finding Articles – 1

In order to find magazine and journal articles in the Long Beach City College Library, you will have to visit our website: <https://www.lbcc.edu/library>
You will be able to access (open and read from any computer that has an Internet connection) these articles if you follow these steps..

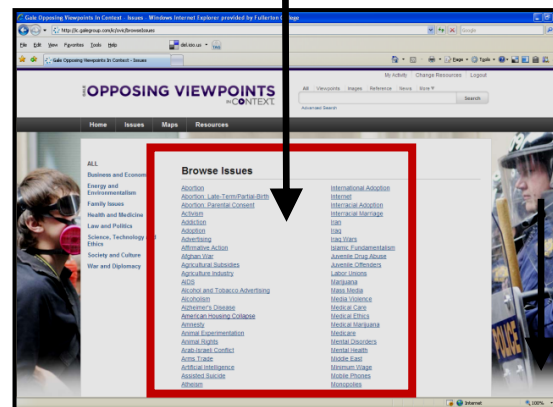
- A** Go to the **LBCC Library** homepage.
- Click **Search For Articles**.
 - Click **“Social Issues, Controversial and Debate Topics”**
 - Select **Opposing Viewpoints Resource Center (Gale)**.



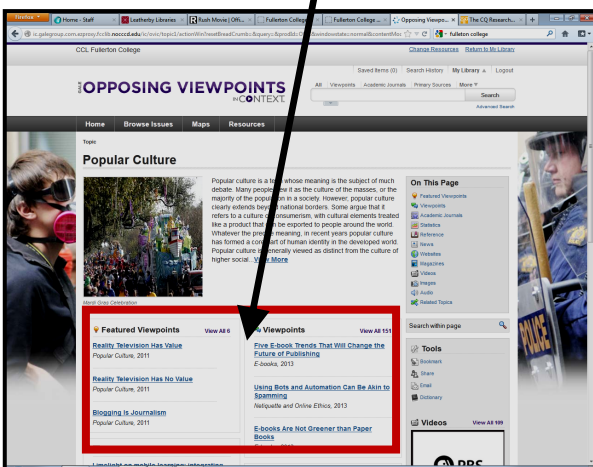
- B** This is the **Opposing Viewpoints** homepage. You can browse for issues by clicking the link at the top of the page titled **“Browse Issues”**.



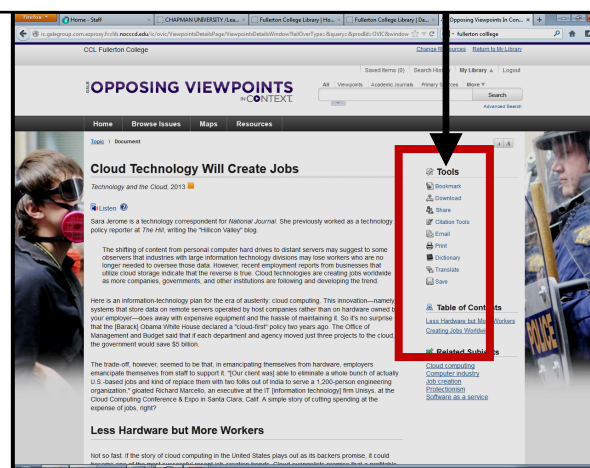
- C** Once you click the **“Browse Issues”** tab, click on the topic of your choice! There are many to choose from.



- D** Either way, you will find articles and statistics that would be helpful for your research. Look at **Featured Viewpoints** and **Viewpoints**.



- E** Here is an article. Under **“Tools”**, you will be able to print, email, or save the article to your computer. When you email the article to yourself, there is no citation option. Please see Step F.



- F** Opposing Viewpoints **does not** include the citation with your emailed article. Go to **Citation Tools** and copy and paste into the body of the email.

